













## New Student Checklist:

-  Use the [White Pages](#) online directory to find information such as your MyPace username and e-mail address
-  Activate your MyPace Portal account and set up your password, go to [Account Activation](#)
-  Access I.T. systems you will need such as [MyPace Portal](#) for information about your courses, accounts, financial aid, grades, etc.
-  Access your Pace E-mail account <http://email.pace.edu>.
-  Access your Blackboard account <https://blackboard.pace.edu>  
*Note: You must be registered for courses in order to login.*
-  Access your ePortfolio account to add files to your portfolio of your accomplishments  
<https://eportfolio.pace.edu>
-  Register to receive time-sensitive emergency notifications via telephone (cellular or landline), e-mail and text messaging: [alert.pace.edu](http://alert.pace.edu)
-  Activate your Pace OneCard for self-service printing in the Computer Resource Center and Pace University Library [PaceUOne.com](http://PaceUOne.com)
-  Access to the Pace Wireless Network [Configuring Wireless](#). Check whether your mobile device is [properly registered for wireless access](#)
-  Subscribe to our [ITNotices Listserv](#), to obtain important IT-related updates and information.
-  Pace students are responsible for reading and abiding to the University's [Appropriate Use Policy for Information Technology](#)
-  Learn about [Information Technology Services](#) variety of services and resources