

HOW TO ACTIVATE YOUR STUDENT ACCOUNT

GO TO: **ADAM.PACE.EDU**

← → ↻ 🏠 Secure | https://aspnetweb.pace.edu/adam/

PACE UNIVERSITY

Step 1.


Click the "Account Activation" link.

This will bring you to the Account Activation Page.


Apps, Downloads & Account Management

[Login](#) | [ADAM Home](#)


Apps & Downloads




[Microsoft Office](#)
Microsoft Office includes Word, Excel, PowerPoint, Outlook, Access*, OneNote*, and more.
Available for: Windows and MacOS (* Windows-only)




[Microsoft Skype for Business](#)
Microsoft Skype for Business provides instant messaging, audio, video and web conferencing capabilities to University faculty, staff and students.
Available for: Windows and MacOS



[EndNote](#)
Citation management software for creating bibliographies and references for essays and articles.
Available for: Windows and MacOS



[SAS Software](#)
If you have SAS software installed on your computer, you can renew it using these files. If you need the Academic/Research software, and are a student, faculty member, or staff, you can download the installation files here.



[Computer Lab Print Client](#)
Pace students, staff, and faculty can easily

Can't Log In?

[Account Activation](#)
Before using any of the Pace University online systems, you must first activate your account. This is a one-time process and only takes a few minutes.

[Password Reset](#)
If you have forgotten your password, you can reset it here.

[Account Unlock](#)
Your account may become locked if the wrong password is entered too many times during login.

Account Management

[Email Forwarding](#)
Set options to enable or disable forwarding your Pace email to another email account.

[Password Change](#)
If you know your current password, you can change it here.

[Security Questions](#)
Your security questions will be presented to you if you forget your password.

[Account Info](#)
See information such as the last time you logged in, the status of your account, etc..

If you don't know your Username you can search it in the WhitePages

Apps, Downloads & Account Management

Step 2.

[Login](#) | [ADAM Home](#)

Account Activation

What is activation?

Activation of your account involves setting up your password, and then choosing two secret questions and answers.

Do I need to activate my account?

If you have ever successfully logged into any website with your MyPace account, you do not need to activate your account.

How do I activate my account?

When you click the link below, you will be prompted to log in and you will be given information to use as your username and password. After logging in, your password will expire, and you will be asked to create a new one.

After setting up your password, you will then be asked to set up two security questions, which will be used in the event that you forget your password.



[Begin Activation](#)

**Click
"Begin
Activation"**

SEARCH YOUR NAME > PERSON TYPE: ALL STAFF, FACULTY, AND STUDENTS > CLICK SEARCH > SELECTED USER DETAIL

Name

Phone Number

Department

Division

* Only Students
** Only Staff and Faculty

Campus

Person Type

Full Text Search

Use this option only if you cannot find someone using the other fields. A full text search will significantly increase the time it takes to perform a search.

←
**Type your Full Name
and Click "Search"**

←
**Make sure the
Person Type
includes "Student"**

	Braithwaite, Leah R. Administrative Coord (ELI) English Language Institute NYC Provost/EVP Academic Affairs Pace University
User Name	lbraithwaite

**Find your name, highlight,
and click "Enter/Return"**

TYPE USERNAME > PASSWORD (If your name is John Smith and your Birthday is January 3, 1990 your password will be js-010390)

Apps, Downloads & Account Management

Step 4.

[Login](#) | [ADAM Home](#)

Please log in using your default username and password.

- **Username:** If you don't know your username, you can [find it on the White Pages](#).
- **Password:** If you have never logged in, your password will be your initials from your first and last name (lower-case), followed by a hyphen, and then your date of birth in MMDDYY format. For example, if your name is John Smith, and you were born on January 3, 1990, your default password would be js-010390. If you are visiting Pace, the person who requested your account will have your initial password.

Username:

Password:

Log In

IF YOUR PASSWORD DOESN'T WORK GO TO: PASSWORD RESET > TYPE USERNAME & EMAIL > CONTINUE

Step 5.

Can't Log In?

Apps, Downloads & Account Management

[Login](#) | [ADAM Home](#)

Account Activation

Before using any of the Pace University online systems, you must first activate your account. This is a one-time process and only takes a few minutes.

Password Reset

If you have forgotten your password, you can reset it here.

Account Unlock

Your account may become locked if the wrong password is entered too many times during logon.

Password Reset

What do I do?

Type in your MyPace username and your non-Pace e-mail address on file in your MyPace Portal, then click continue. You will receive an e-mail with a unique link to reset your password. When you click on that link, you will be required to validate your identity by answering your Secret Questions. If no non-Pace e-mail address is on file, please contact the ITS Help Desk at (914) 773-3333

Never logged in before?

To reset your password, you must have already logged in to MyPace. If you have never logged in before to any IT system, please [activate your account](#) first.

Username:

Non-Pace E-mail Address: