





zoom


Permanently or temporarily
changing a name

Adding pronouns in
your name



Permanently changing a name and adding pronouns in ZOOM

- Log in to ZOOM and you're brought to your profile page
 - Click the first "Edit" option to the right of your name
 - You now have the option to Change the first and last name displayed
 - Add your pronouns in the "Last Name" box or at the end of your last name!
- 



Temporarily changing a name and adding pronouns in ZOOM

- Once you've joined a ZOOM meeting click on "Participants" located the bottom center of the ZOOM screen
- A panel opens on the right listing participants. Move your cursor over yourself
- Click the blue "More v" button and then "Rename"
- You now have the option to change the first and last name displayed.
- Add your pronouns at the end of your name!

