



BLACKBOARD

COURSE AT A GLANCE HELP

This report provides summary information about one Blackboard Learn course.

This report can help analyze how a particular course is designed and how the students in the course are using and performing in the course compared to the average of all students enrolled in the Learn Course.

Using the Report

After the report has been run successfully, the students enrolled in the course can be compared to the Learn Course average.

The **Learn Course Information** section presents general information about the selected course.

The **Course Avg** sections displays several line charts of the selected Learn Course. The following measures are displayed:

- **Course Accesses Avg.:** The average number of times the enrolled students accessed the Learn course during the selected term.
- **Minutes Avg.:** The average amount of time (in minutes) the enrolled students spent in the Learn Course during the selected term.
- **Interaction Avg.:** The average number of actions the enrolled students initiated in the context of the Learn Course during the selected term. Many types of student actions can lead to an interaction being logged, such as accessing a course item, submitting a discussion forum post, etc.
- **Submission Avg.:** The average number of Assignment, Blog, Discussion, Journal, Safe Assignment, Survey, and Test submissions made by the enrolled students during the selected term.



BLACKBOARD

The **Course Item Count** section displays course item measures for the selected Learn Course.

- **Item Count (Assessment):** The count of assessments (e.g. tests, assignments, etc.) in the selected Learn Course.
- **Item Count (Content):** The count of content items (e.g. pages, documents, etc.) in the selected Learn Course.
- **Item Count (Tool):** The count of tools (e.g. discussion forums, blogs, journals, etc.) in the selected Learn Course.





The **Avg. Activity per Student** section displays activity measures for the selected Learn Course.

- **Activity (Accesses):** The average course accesses per student for the entire term in the selected Learn Course.
- **Activity (Minutes):** The average amount of time per student for the entire term in the selected Learn Course.
- **Activity (Interactions):** The average interactions per student for the entire term in the selected Learn Course. Many types of student actions can lead to an interaction being logged, such as accessing a course item, submitting a discussion forum post, etc.
- **Activity (Submissions):** The average number of Assignment, Blog, Discussion, Journal, Safe Assignment, Survey, and Test submissions per student for the entire term in the selected Learn Course.



The **Student Activity Summary** section displays the enabled students enrolled in the selected Learn Course along with several measures, comparing a given student against the average of other students enrolled in the same course.

The following icons are conditionally displayed for all measures:

Icon	Meaning
	The student is above the average of the other students in the course.
	The student is below the average of the other students in your course.
	The student within +/- of the set % of the average of the other students in your course.
	The data was not recorded for the course.

- **Student:** The student name, including the Student ID number. This column is sortable.
- **Course Access Trend:** These trend lines show a given student's course accesses over the entire term.
- **Course Accesses:** The number of times the selected student accessed the courses in which she is enrolled during the selected term, compared to the average number of course accesses for the other enrolled students for the same course. This column is sortable.
- **Minutes:** The total amount of time (in minutes) that a given student has spent in the Learn Course compared to the average time spent by all of the other students enrolled in the same course. This column is sortable.
- **Interactions:** The total number of interactions for a given student in the Learn Course compared to the average interactions by the other students enrolled in the same course.
- **Submissions:** The total number of submissions for a given student in the Learn Course compared to the average interactions by the other students enrolled in the same course.
- **Grade Center Grade:** The student's grade center grade (which uses the **Grade Center External Grade column**), compared to the average of the other students enrolled in the same course, both of which are established by the instructor. It is important to consider that the Grade Center Grade is determined by the instructor based on the way in which he or she has configured the Grade Center, which may not necessarily correspond to the students' official grade(s) of record, or the **SIS Grade**.



DIGITAL
CLICK
HELP



- **SIS Grade:** The student's grade (in points) from the SIS, compared to the average grade of the other students enrolled in the same course.

My Notes: