


How to Set Up Exchange E-Mail on an Apple (iOS) Device

Introduction

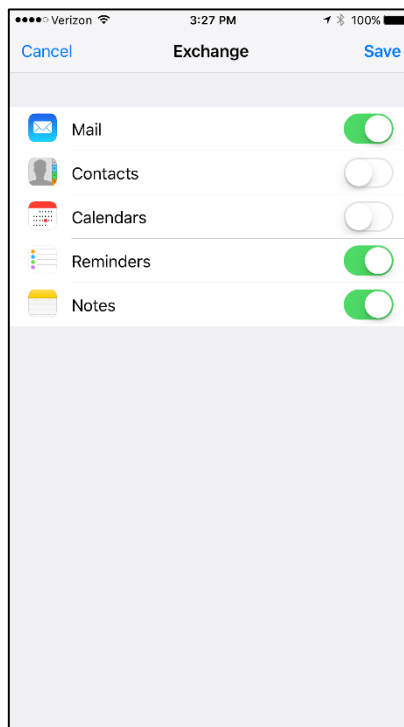
Pace Students, Faculty, and Staff can set up their Exchange email account on their Apple (iOS) device using Exchange ActiveSync.

Setting up ActiveSync on an Apple (iOS) Device

- Launch **Settings**
- Click **Mail, Contacts, Calendars**
- Click **Add Account**

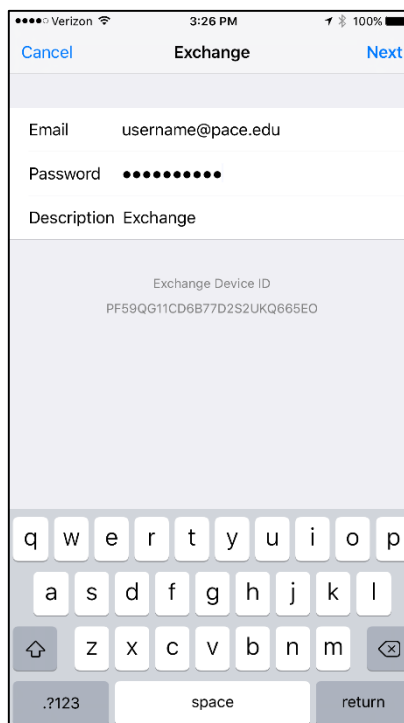


- Click **Exchange**



- Type your Pace email address in the Email field
- Type you Pace email password in the Password field

Note: The Description field is an optional field. Any description entered is at the user's discretion.



- Click **Save**

Your Pace Exchange email account will now be listed in your Mail, Contacts, and Calendars.